




District Health Assessment for Multiple District 305 through April 2025

District Name	Status/ Number of Months in Status *	Clubs							Membership							Member Strength		Cancellation		Reports			Finance	Leadership			
		Active Clubs	Clubs in Status Quo	Total Clubs	% Status Quo Clubs in Financial Suspension	New Clubs	Cancelled Clubs	YTD Net Club Gain/Loss	Current Members In Active Clubs	Current Members In Status Quo Clubs	Current Total Members Count	YTD Add	YTD Drop	YTD NetGrowth (includes Active and Status Quo)	YTD NetGrowth% (includes Active and Status Quo)	Member Count 12 Months Ago	Average Member Count Per Club	% of Clubs with less than 20 members	Average Cancelled Club Age	Members Lost Due to Cancelled Clubs	% of Clubs Reporting Service	% No MMR in 3 Months	% No Officer Report in 12 months	% of Clubs with balance 90+ days	Number of Zone Chairs Recorded	Number of Region Chairs Recorded	District Officers Vacancies **
305 N1	T(21)	115	0	115	0%	6	2	4	2559	0	2559	680	280	400	18.53%	2,410	22	46%	7	30	63%	61%	3%	23%	15	0	
305 N2		115	0	115	0%	3	8	-5	2485	0	2485	392	326	66	2.73%	2,677	22	59%	9	90	42%	63%	10%	64%	26	7	
305 S		87	1	88	100%	2	0	2	1224	49	1273	217	54	163	14.68%	1,190	14	73%	0	0	50%	83%	16%	44%	12	4	
		317	1	318	100%	11	10	1	6268	49	6317	1289	660	629	11.06%	6,277	20	58%	8	120	52%	68%	9%	44%	53	11	




District Health Assessment for Multiple District 306 through April 2025

		Clubs							Membership							Member Strength		Cancellation		Reports			Finance	Leadership			
District Name	Status/ Number of Months in Status *	Active Clubs	Clubs in Status Quo	Total Clubs	% Status Quo Clubs in Financial Suspension	New Clubs	Cancelled Clubs	YTD Net Club Gain/Loss	Current Members In Active Clubs	Current Members In Status Quo Clubs	Current Total Members Count	YTD Add	YTD Drop	YTD NetGrowth (includes Active and Status Quo)	YTD NetGrowth% (includes Active and Status Quo)	Member Count 12 Months Ago	Average Member Count Per Club	% of Clubs with less than 20 members	Average Cancelled Club Age	Members Lost Due to Cancelled Clubs	% of Clubs Reporting Service	% No MMR in 3 Months	% No Officer Report in 12 months	% of Clubs with balance 90+ days	Number of Zone Chairs Recorded	Number of Region Chairs Recorded	District Officers Vacancies **
306 A1		70	0	70	0%	7	6	1	1815	0	1815	329	262	67	3.83%	1,834	26	36%	10	88	96%	57%	4%	44%	0	9	
306 A2		115	0	115	0%	11	6	5	2830	0	2830	743	494	249	9.65%	2,629	25	34%	6	62	99%	54%	2%	54%	30	12	
306 B1		112	0	112	0%	4	4	0	3225	0	3225	595	480	115	3.70%	3,167	29	21%	1	130	100%	67%	0%	69%	30	15	
306 B2		141	0	141	0%	3	16	-13	3862	0	3862	438	914	-476	-10.97%	4,444	27	32%	7	349	99%	51%	3%	18%	1	0	GMT
306 C1		131	1	132	100%	7	19	-12	3286	23	3310	608	755	-147	-4.25%	3,681	25	31%	7	359	92%	55%	2%	64%	33	16	
306 C2		112	0	112	0%	11	2	9	3149	0	3149	920	412	508	19.24%	2,910	28	28%	2	19	88%	52%	4%	53%	30	12	
		681	1	682	100%	43	53	-10	18167	23	18191	3633	3317	316	1.77%	18,665	27	30%	6	1,007	96%	56%	2%	50%	124	64	



District Health Assessment for Multiple District 315 through April 2025

		Clubs							Membership							Member Strength		Cancellation		Reports			Finance	Leadership			
District Name	Status/ Number of Months in Status *	Active Clubs	Clubs in Status Quo	Total Clubs	% Status Quo Clubs in Financial Suspension	New Clubs	Cancelled Clubs	YTD Net Club Gain/Loss	Current Members In Active Clubs	Current Members In Status Quo Clubs	Current Total Members Count	YTD Add	YTD Drop	YTD NetGrowth (includes Active and Status Quo)	YTD NetGrowth% (includes Active and Status Quo)	Member Count 12 Months Ago	Average Member Count Per Club	% of Clubs with less than 20 members	Average Cancelled Club Age	Members Lost Due to Cancelled Clubs	% of Clubs Reporting Service	% No MMR in 3 Months	% No Officer Report in 12 months	% of Clubs with balance 90+ days	Number of Zone Chairs Recorded	Number of Region Chairs Recorded	District Officers Vacancies **
315A1	T(19)	156	1	157	100%	12	18	-6	3301	17	3318	1100	1670	-570	-14.66%	3,866	21	45%	6	1,212	25%	66%	17%	57%	41	19	GMT
315A2		117	2	119	100%	25	1	24	3784	170	3954	1147	577	570	16.84%	2,679	32	18%	17	8	61%	28%	2%	3%	21	11	
315A3		37	0	37	0%	4	9	-5	927	0	927	154	478	-324	-25.90%	1,133	25	22%	10	429	14%	89%	24%	73%	0	0	
315B1		182	0	182	0%	51	2	49	4665	0	4665	1762	698	1064	29.55%	3,058	26	23%	14	42	41%	44%	5%	2%	32	15	
315B2		204	0	204	0%	55	3	52	5158	0	5158	1190	102	1088	26.73%	3,659	25	19%	14	68	30%	34%	1%	3%	32	19	
315B3		120	3	123	100%	29	4	25	2944	60	3004	888	222	666	28.49%	2,161	25	28%	3	69	15%	49%	4%	11%	13	16	GST
315B4		95	0	95	0%	2	5	-3	3332	0	3332	408	235	173	5.48%	3,409	35	24%	6	94	57%	47%	5%	14%	24	13	
		911	6	917	100%	178	42	136	24111	247	24358	6649	3982	2667	12.30%	19,965	27	26%	8	1,922	36%	46%	6%	17%	163	93	




District Health Assessment for Multiple District 325 through April 2025

District Name	Status/ Number of Months in Status *	Clubs							Membership							Member Strength		Cancellation		Reports			Finance		Leadership		
		Active Clubs	Clubs in Status Quo	Total Clubs	% Status Quo Clubs in Financial Suspension	New Clubs	Cancelled Clubs	YTD Net Club Gain/Loss	Current Members In Active Clubs	Current Members In Status Quo Clubs	Current Total Members Count	YTD Add	YTD Drop	YTD NetGrowth (includes Active and Status Quo)	YTD NetGrowth% (includes Active and Status Quo)	Member Count 12 Months Ago	Average Member Count Per Club	% of Clubs with less than 20 members	Average Cancelled Club Age	Members Lost Due to Cancelled Clubs	% of Clubs Reporting Service	% No MMR in 3 Months	% No Officer Report in 12 months	% of Clubs with balance 90+ days	Number of Zone Chairs Recorded	Number of Region Chairs Recorded	District Officers Vacancies **
325 C		154	0	154	0%	10	4	6	3049	0	3049	467	334	133	4.56%	3,203	20	47%	5	62	62%	68%	4%	6%	35	17	
325 D		68	0	68	0%	7	12	-5	1677	0	1677	339	473	-134	-7.40%	1,936	25	26%	10	244	97%	56%	0%	4%	16	8	
325 E		114	2	116	100%	22	9	13	2162	17	2179	933	559	374	20.72%	2,032	19	42%	4	144	47%	69%	9%	28%	22	12	
325 F		108	1	109	100%	8	9	-1	2304	0	2304	473	735	-262	-10.21%	2,616	21	41%	5	249	97%	68%	0%	9%	29	14	
325 G		168	1	169	100%	43	5	38	3399	9	3408	1397	774	623	22.37%	3,115	20	41%	4	105	37%	57%	4%	6%	34	18	
325 H		118	0	118	0%	12	9	3	2702	0	2702	513	420	93	3.56%	2,784	23	36%	4	176	39%	65%	9%	5%	32	14	
325 I		240	0	240	0%	58	11	47	5127	0	5127	1570	734	836	19.48%	4,177	21	33%	2	198	83%	58%	0%	6%	51	23	
325 J		132	0	132	0%	30	2	28	3074	0	3074	947	278	669	27.82%	2,488	23	22%	4	35	72%	58%	2%	14%	37	19	
325 K		153	0	153	0%	13	12	1	3644	0	3644	723	491	232	6.80%	3,580	24	27%	3	165	56%	63%	1%	8%	45	22	
325 L		112	0	112	0%	14	5	9	2483	0	2483	519	396	123	5.21%	2,542	22	35%	4	55	71%	54%	4%	23%	35	17	
325 M		140	0	140	0%	15	12	3	3352	0	3352	630	587	43	1.30%	3,276	24	34%	5	227	92%	59%	1%	28%	0	0	GMT
325 N		120	0	120	0%	9	10	-1	2319	0	2319	348	386	-38	-1.61%	2,451	19	45%	4	182	45%	83%	11%	21%	34	16	
325 P		149	1	150	100%	13	11	2	3489	12	3501	586	303	283	8.79%	3,664	23	32%	4	114	91%	64%	1%	7%	38	17	
325 R		172	0	172	0%	16	4	12	4155	0	4155	969	369	600	16.88%	3,674	24	17%	5	63	83%	48%	2%	6%	42	19	
325 S		130	0	130	0%	15	7	8	1947	0	1947	720	508	212	12.22%	1,798	15	64%	7	105	42%	58%	1%	5%	32	17	GMT,GST
		2078	5	2083	100%	285	122	163	44883	38	44921	11134	7347	3787	9.21%	43,336	22	36%	5	2,124	67%	61%	3%	11%	482	233	




District Health Assessment for Multiple District 325 through April 2025

		Clubs							Membership							Member Strength		Cancellation		Reports			Finance	Leadership			
District Name	Status/ Number of Months in Status *	Active Clubs	Clubs in Status Quo	Total Clubs	% Status Quo Clubs in Financial Suspension	New Clubs	Cancelled Clubs	YTD Net Club Gain/ Loss	Current Members In Active Clubs	Current Members In Status Quo Clubs	Current Total Members Count	YTD Add	YTD Drop	YTD NetGrowth (includes Active and Status Quo)	YTD NetGrowth% (includes Active and Status Quo)	Member Count 12 Months Ago	Average Member Count Per Club	% of Clubs with less than 20 members	Average Cancelled Club Age	Members Lost Due to Cancelled Clubs	% of Clubs Reporting Service	% No MMR in 3 Months	% No Officer Report in 12 months	% of Clubs with balance 90+ days	Number of Zone Chairs Recorded	Number of Region Chairs Recorded	District Officers Vacancies **
351		123	0	123	0%	5	2	3	2195	0	2195	347	203	144	7.02%	2,079	18	60%	15	23	67%	54%	1%	10%	37	17	
		123	0	123	0%	5	2	3	2195	0	2195	347	203	144	7.02%	2,079	18	60%	15	23	67%	54%	1%	10%	37	17	



District Health Assessment for Ident 5791 - BAHRAIN - UND through April 2025

		Clubs							Membership							Member Strength		Cancellation		Reports			Finance	Leadership			
District Name	Status/ Number of Months in Status *	Active Clubs	Clubs in Status Quo	Total Clubs	% Status Quo in Financial Suspension	New Clubs	Cancelled Clubs	YTD Net Club Gain/Loss	Current Members In Active Clubs	Current Members In Status Quo Clubs	Current Total Members Count	YTD Add	YTD Drop	YTD NetGrowth (includes Active and Status Quo)	YTD NetGrowth% (includes Active and Status Quo)	Member Count 12 Months Ago	Average Member Count Per Club	% of Clubs with less than 20 members	Average Cancelled Club Age	Members Lost Due to Cancelled Clubs	% of Clubs Reporting Service	% No MMR in 3 Months	% No Officer Report in 12 months	% of Clubs with balance 90+ days	Number of Zone Chairs Recorded	Number of Region Chairs Recorded	District Officers Vacancies **
Ident 5791 - BAHRAIN		2	0	2	0%	0	1	-1	39	0	39	0	27	-27	-40.91%	67	20	50%	47	23	0%	50%	0%	0%	0	0	
		2	0	2	0%	0	1	-1	39	0	39	0	27	-27	-40.91%	67	20	50%	47	23	0%	50%	0%	0%	0	0	



District Health Assessment for Ident 5943 - UNITED ARAB EMIRATES - UND through April 2025

Status/ District Name of Months in Status *		Clubs							Membership							Member Strength		Cancellation		Reports			Finance	Leadership			
		Active Clubs	Clubs in Status Quo	Total Clubs	% Status Quo Clubs in Financial Suspension	New Clubs	Cancelled Clubs	YTD Net Club Gain/ Loss	Current Members In Active Clubs	Current Members In Status Quo Clubs	Current Total Members Count	YTD Add	YTD Drop	YTD NetGrowth (includes Active and Status Quo)	YTD NetGrowth% (includes Active and Status Quo)	Member Count 12 Months Ago	Average Member Count Per Club	% of Clubs with less than 20 members	Average Cancelled Club Age	Members Lost Due to Cancelled Clubs	% of Clubs Reporting Service	% No MMR in 3 Months	% No Officer Report in 12 months	% of Clubs with balance 90+ days	Number of Zone Chairs Recorded	Number of Region Chairs Recorded	District Officers Vacancies **
Ident 5943 - UNITED ARAB EMIRATES		14	0	14	0%	1	0	1	383	0	383	40	2	38	11.01%	340	27	7%	0	0	50%	86%	0%	21%	0	0	
		14	0	14	0%	1	0	1	383	0	383	40	2	38	11.01%	340	27	7%	0	0	50%	86%	0%	21%	0	0	

* - District Status: P - Provisional, T - Transitional.

** - District Officers Vacancies: DG - District Governor, 1st VDG - First Vice District Governor, 2nd VDG - Second Vice District Governor.